

IN THIS ISSUE

Primavera Project Planner (P3)

■ Version 3.1

Breaking the Rules for the Typical Concept of Logic Ties

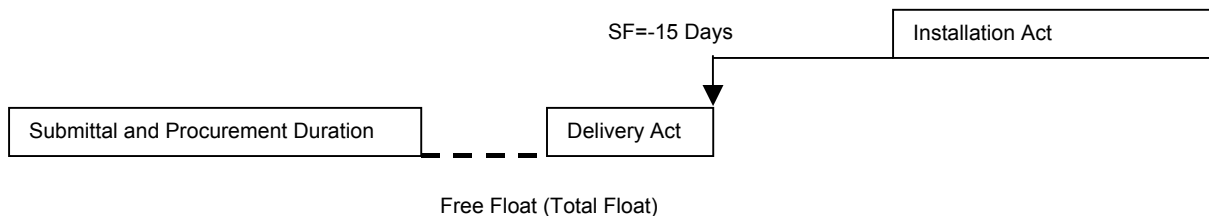
by Eric Chou, PE

I always have the difficulty in depicting the logic which the delivery activity to be completed several weeks before the actual installation activity. By doing that, I can always know the Late Finish date (drop-dead date) of the delivery activities, which is very helpful for the planning process.

Although we can use the Float Constraint – Zero Free Float with the relationship of FS=lager to the successor activity to achieve the result to some extent. However, P3 does not provide a consistent result by using the lag value. P3 will calculate the early dates and move the finish date of the delivery activity numbers of days (per the specified lag) earlier before the successor activity when the value of the free float is more than the lag. Also, the constraint has no effect to the schedule when the free float is already zero, especially for these installation activities are on the critical path of a Baseline schedule.

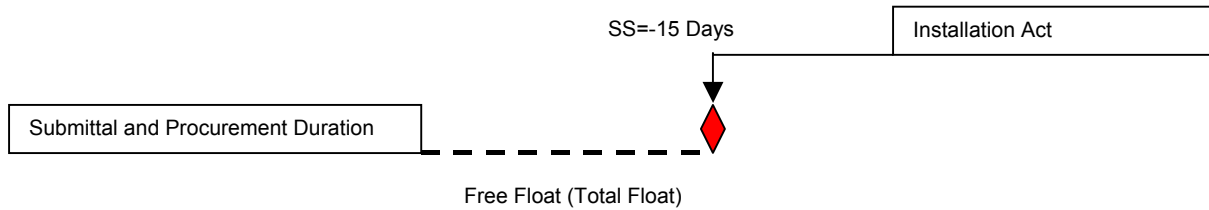
Here is a way to achieve the result with very minimum labor. As we know that the delivery activity is definitely the predecessor of the installation activity. However, to depict the logic we desire in P3, I have to break the rules. I tie the delivery activity as a successor to the installation activity with the relationship Start-to-Start or Start-to-Finish with a negative lag as shown below. I list two cases for you to implement this technique.

Case 1 – If the duration of the Delivery Activity is larger than 1 Days



Tips, Tricks & Techniques for Project Controls Software

Case 2 – If the duration of the Delivery Activity is 1 Days



Note that the Delivery Activity must be placed as a Successor of Installation Activity with SS or SF)= -15 days.

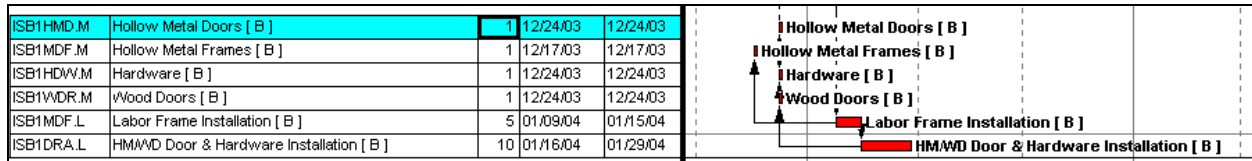


Figure 1 – P3 Example